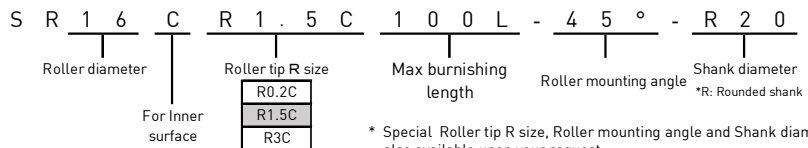


Single Roller Type

Superroll SR16C Dimensional specification

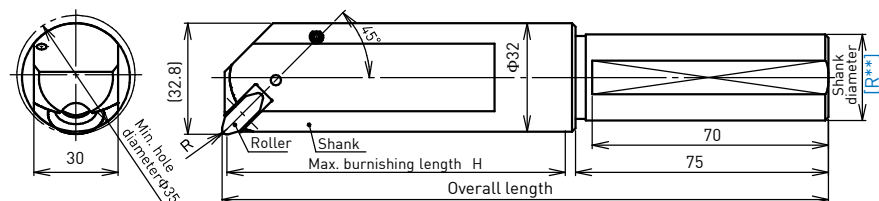
How to read Tool model



* Special Roller tip R size, Roller mounting angle and Shank diameter are also available upon your request.
 For requests to special one, contact your nearest sales office by using the catalog inquiry sheet, or use the inquiry form on our website.

Dimensional drawing (mm)

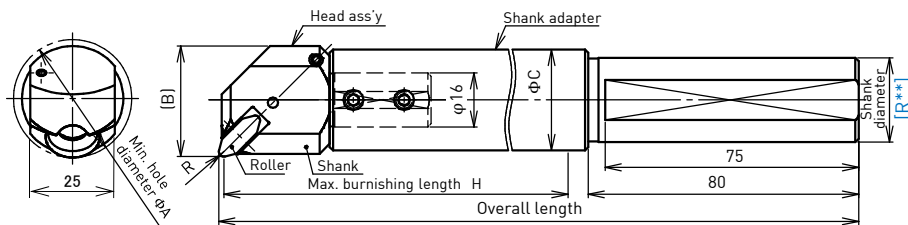
Burnishing length 50L,100L



Tool model	Max burnishing length H [**L]	Overall length	Shank	
			[R**]	Size
SR16CR0.2C**L-45°-R**	50L 100L	130 180	R20	φ20h7
SR16CR1.5C**L-45°-R**			R25	φ25h7
SR16CR3C**L-45°-R**			R32	φ32h7

Burnishing length 150L - 250L

* Only Head ass'y is the same as Burnishing length 300L - 500L

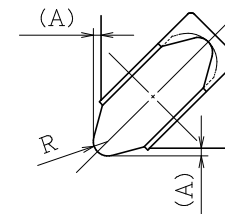


Tool model	A	B	C	Max burnishing length H	Overall length	Shank	
						[R**]	Size
SR16CR***C150L-45°-R**	35	32.8	30	150L	240	R25 R32	25h7 32h7
SR16CR***C200L-45°-R**	35	32.8	30	200L	290		
SR16CR***C250L-45°-R**	48	44	42	250L	340		

* R***C means Roller tip R size. Please specify the roller tip R size from R0.2, R1.5 or R3.
 * Special Roller tip R, Roller mounting angle and Shank are also available upon your request.
 For requests to special one, contact your nearest sales office by using the catalog inquiry sheet, or use the inquiry form on our website.

Roller type and burnishing conditions (Reference)

Roller tip R size	Roller protruded length A (mm)	Burnishing conditions (Reference)				
		Pre-load (N)		Feed rate (mm/rev)	Peripheral speed (m/min)	Compression (mm)
		Steel	Copper/Aluminum			
R0.2	0.7	30 - 150	15 - 60	0.05 - 0.2	50 - 200	0.1 - 0.3
R1.5	0.8	60 - 230	15 - 150	0.05 - 0.2		
R3	1.2	120 - 230	30 - 230	0.1 - 0.3		



* Burnishing conditions are reference only, and do not guarantee that they will achieve the customers' required values.
 * Actual burnishing conditions vary depending on the material and conditions before burnishing, so these values should be used as a reference.

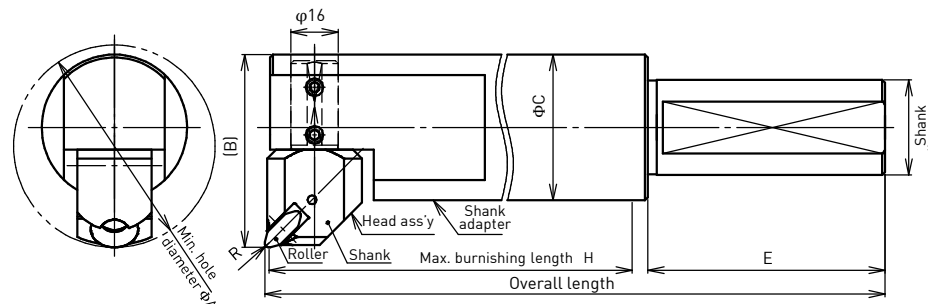
About the tool weight(Reference only)

Burnishing Length	Weight (kg)
50L	0.5 - 0.8
100L	0.8 - 1.1
150L	1.2 - 1.4
200L	1.4 - 1.6
250L	2.8 - 3.0
300L	4
400L	8
500L	10.5

*The reason why weight differs within the same processing length is Shank size difference.
 E.g) Burnishing length 50L and Shank size R20 : 0.5kg
 Burnishing length 50L and Shank size R32 : 0.8kg
 *Please check allowable tool weight for your driving machine before using the tool.
 *Please contact us if a specific tool weight is required.

Burnishing length 300L - 500L

* Only Head ass'y is the same as Burnishing length 150L - 250L



Tool model	A	B	C	E	Max burnishing length	Overall length	Shank diameter
SR16CR***C300L-45°-R32	φ67	65	φ44	80	300L	390	φ32h7
SR16CR***C400L-45°-R40	φ67	65	φ54	100	400L	510	φ40h7
SR16CR***C500L-45°-R40	φ72	69	φ64	100	500L	610	φ40h7

* R***C means Roller tip R size. Please specify the roller tip R size from R0.2, R1.5 or R3.
 * Special Roller tip R, Roller mounting angle and Shank are also available upon your request.
 For requests to special one, contact your nearest sales office by using the catalog inquiry sheet, or use the inquiry form on our website.